

SUMMARY OF APPROVED BUDGET, UTILIZATIONS, DISBURSEMENTS AND BALANCES BY OBJECT OF EXPENDITURES
(For Off-Budgetary Funds)
As at the Quarter Ending December 31, 2024

Department	Agency/Entity	Operating Unit	Fund Cluster	Organization Code (UACS)	Particulars	UACS CODE	Approved Budgeted Revenue	Adjustments (Modifications/Augmentations)	Adjusted Budgeted Revenue	Utilizations				Total	Disbursements				Utilized Budget	Balances				
										1st Quarter Ending March 31	2nd Quarter Ending June 30	3rd Quarter Ending September 30	4th Quarter Ending December 31		1st Quarter Ending March 31	2nd Quarter Ending June 30	3rd Quarter Ending September 30	4th Quarter Ending December 31		1st Quarter Ending March 31	2nd Quarter Ending June 30	3rd Quarter Ending September 30	4th Quarter Ending December 31	Due and Demandable
State Universities and Colleges (SUCs)										Central Philippines State University														
										08 063 000000														
										06 - Business Related Funds														
										(e.g. UACS Fund Cluster: 05-Internally Generated Funds and 06-Business Related Funds)														
										59(2-1-2)				10(6-7+8+9)				15(11-12+13+14)		16(5-10)				
SUMMARY					1	2	3	4	5	6	7	8	9	10	11	12	13	14	15	16	17	18		
A. AGENCY SPECIFIC BUDGET																								
Maintenance and Other Operating Expenses					11,690,000.00	0.00	11,690,000.00	0.00	11,690,000.00	1,123,802.40	1,157,365.33	1,012,235.40	2,227,279.54	5,520,682.67	942,975.28	1,338,132.45	1,003,235.40	2,020,888.09	5,305,391.22	6,169,317.33	185,791.45	29,500.00		
Traveling Expenses					5020100000	20,000.00	20,000.00	0.00	20,000.00	0.00	0.00	0.00	0.00	0.00	0.00	0.00	0.00	0.00	0.00	20,000.00	0.00	0.00		
Traveling Expenses - Local					5020101000	20,000.00	20,000.00	0.00	20,000.00	0.00	0.00	0.00	0.00	0.00	0.00	0.00	0.00	0.00	0.00	20,000.00	0.00	0.00		
Traveling Expenses - Local					5020101000	20,000.00	20,000.00	0.00	20,000.00	0.00	0.00	0.00	0.00	0.00	0.00	0.00	0.00	0.00	0.00	20,000.00	0.00	0.00		
Training and Scholarship Expenses					5020200000	50,000.00	50,000.00	0.00	50,000.00	0.00	0.00	0.00	0.00	0.00	0.00	0.00	0.00	0.00	0.00	50,000.00	0.00	0.00		
Training Expenses					5020201000	50,000.00	50,000.00	0.00	50,000.00	0.00	0.00	0.00	0.00	0.00	0.00	0.00	0.00	0.00	0.00	50,000.00	0.00	0.00		
Training Expenses					5020201000	50,000.00	50,000.00	0.00	50,000.00	0.00	0.00	0.00	0.00	0.00	0.00	0.00	0.00	0.00	0.00	50,000.00	0.00	0.00		
Supplies and Materials Expenses					5020300000	1,907,000.00	1,907,000.00	0.00	1,907,000.00	0.00	388,305.00	66,135.00	358,276.40	812,716.40	0.00	0.00	0.00	0.00	0.00	1,094,283.60	18,452.15	29,500.00		
Office Supplies Expenses					5020301000	130,000.00	130,000.00	0.00	130,000.00	0.00	7,200.00	940.00	25,000.00	33,140.00	0.00	0.00	0.00	0.00	0.00	96,860.00	0.00	25,000.00		
ICT Office Supplies					5020301001	50,000.00	50,000.00	0.00	50,000.00	0.00	0.00	0.00	0.00	10,000.00	0.00	0.00	0.00	0.00	0.00	40,000.00	0.00	10,000.00		
Office Supplies Expenses					5020301002	80,000.00	80,000.00	0.00	80,000.00	0.00	7,200.00	940.00	15,000.00	23,140.00	0.00	0.00	0.00	0.00	0.00	56,860.00	0.00	15,000.00		
Accountable Forms Expenses					5020302000	2,000.00	2,000.00	0.00	2,000.00	0.00	0.00	0.00	0.00	0.00	0.00	0.00	0.00	0.00	2,000.00	0.00	0.00			
Accountable Forms Expenses					5020302000	2,000.00	2,000.00	0.00	2,000.00	0.00	0.00	0.00	0.00	0.00	0.00	0.00	0.00	0.00	0.00	2,000.00	0.00	0.00		
Animal/Zoological Supplies Expenses					5020304000	0.00	0.00	0.00	0.00	0.00	0.00	0.00	0.00	0.00	0.00	0.00	0.00	0.00	0.00	0.00	0.00	0.00		
Animal/Zoological Supplies Expenses					5020304000	0.00	0.00	0.00	0.00	0.00	0.00	0.00	0.00	0.00	0.00	0.00	0.00	0.00	0.00	0.00	0.00	0.00		
Fuel, Oil and Lubricants Expenses					5020309000	200,000.00	200,000.00	0.00	200,000.00	0.00	0.00	0.00	0.00	0.00	0.00	0.00	0.00	0.00	0.00	200,000.00	0.00	0.00		
Fuel, Oil and Lubricants Expenses					5020309000	200,000.00	200,000.00	0.00	200,000.00	0.00	0.00	0.00	0.00	0.00	0.00	0.00	0.00	0.00	0.00	200,000.00	0.00	0.00		
Agricultural and Marine Supplies Expenses					5020310000	600,000.00	600,000.00	(800.00)	599,200.00	0.00	307,690.00	660.00	308,350.00	308,350.00	0.00	0.00	660.00	0.00	290,650.00	0.00	0.00			
Agricultural and Marine Supplies Expenses					5020310000	600,000.00	600,000.00	(800.00)	599,200.00	0.00	307,690.00	660.00	308,350.00	308,350.00	0.00	0.00	660.00	0.00	290,650.00	0.00	0.00			
Semi-Expendable Machinery and Equipment Expenses					5020321000	325,000.00	325,000.00	0.00	325,000.00	0.00	0.00	0.00	0.00	0.00	0.00	0.00	0.00	0.00	325,000.00	0.00	0.00			
Office Equipment					5020321002	30,000.00	30,000.00	0.00	30,000.00	0.00	0.00	0.00	0.00	0.00	0.00	0.00	0.00	0.00	0.00	30,000.00	0.00	0.00		
Information and Communications Technology Equipment					5020321003	45,000.00	45,000.00	0.00	45,000.00	0.00	0.00	0.00	0.00	0.00	0.00	0.00	0.00	0.00	0.00	45,000.00	0.00	0.00		
Agricultural and Forestry Equipment					5020321004	100,000.00	100,000.00	0.00	100,000.00	0.00	0.00	0.00	0.00	0.00	0.00	0.00	0.00	0.00	0.00	100,000.00	0.00	0.00		
Other Machinery and Equipment					5020321099	150,000.00	150,000.00	0.00	150,000.00	0.00	0.00	0.00	0.00	0.00	0.00	0.00	0.00	0.00	0.00	150,000.00	0.00	0.00		
Semi-Expendable Furniture, Fixtures and Books Expenses					5020322000	50,000.00	50,000.00	0.00	50,000.00	0.00	0.00	0.00	0.00	0.00	0.00	0.00	0.00	0.00	0.00	50,000.00	0.00	0.00		
Furniture and Fixtures					5020322001	50,000.00	50,000.00	0.00	50,000.00	0.00	0.00	0.00	0.00	0.00	0.00	0.00	0.00	0.00	0.00	50,000.00	0.00	0.00		
Other Supplies and Materials Expenses					5020329000	600,000.00	600,000.00	0.00	600,000.00	0.00	73,415.00	63,735.00	333,276.40	470,426.40	0.00	0.00	54,735.00	319,324.25	447,474.25	129,573.60	18,452.15	4,500.00		
Other Supplies and Materials Expenses					5020329000	600,000.00	600,000.00	0.00	600,000.00	0.00	73,415.00	63,735.00	333,276.40	470,426.40	0.00	0.00	54,735.00	319,324.25	447,474.25	129,573.60	18,452.15	4,500.00		
Utility Expenses					5020400000	60,000.00	60,000.00	0.00	60,000.00	0.00	0.00	0.00	0.00	0.00	0.00	0.00	0.00	0.00	0.00	60,000.00	0.00	0.00		
Electricity Expenses					5020402000	60,000.00	60,000.00	0.00	60,000.00	0.00	0.00	0.00	0.00	0.00	0.00	0.00	0.00	0.00	0.00	60,000.00	0.00	0.00		
Electricity Expenses					5020402000	60,000.00	60,000.00	0.00	60,000.00	0.00	0.00	0.00	0.00	0.00	0.00	0.00	0.00	0.00	0.00	60,000.00	0.00	0.00		
Communication Expenses					5020500000	12,000.00	12,000.00	0.00	12,000.00	0.00	0.00	0.00	0.00	0.00	0.00	0.00	0.00	0.00	0.00	12,000.00	0.00	0.00		
Telephone Expenses					5020502000	12,000.00	12,000.00	0.00	12,000.00	0.00	0.00	0.00	0.00	0.00	0.00	0.00	0.00	0.00	0.00	12,000.00	0.00	0.00		
Telephone Expenses					5020502001	12,000.00	12,000.00	0.00	12,000.00	0.00	0.00	0.00	0.00	0.00	0.00	0.00	0.00	0.00	0.00	12,000.00	0.00	0.00		
Awards/Prizes and Expenses					5020600000	80,000.00	80,000.00	0.00	80,000.00	0.00	0.00	0.00	0.00	0.00	0.00	0.00	0.00	0.00	0.00	80,000.00	0.00	0.00		
Awards/Prizes and Expenses					5020601000	80,000.00	80,000.00	0.00	80,000.00	0.00	0.00	0.00	0.00	0.00	0.00	0.00	0.00	0.00	0.00	80,000.00	0.00	0.00		
Awards/Prizes and Expenses					5020601000	80,000.00	80,000.00	0.00	80,000.00	0.00	0.00	0.00	0.00	0.00	0.00	0.00	0.00	0.00	0.00	80,000.00	0.00	0.00		
Rewards and Incentives					5020601002	80,000.00	80,000.00	0.00	80,000.00	0.00	0.00	0.00	0.00	0.00	0.00	0.00	0.00	0.00	0.00	80,000.00	0.00	0.00		
Rewards and Incentives					5020601002	80,000.00	80,000.00	0.00	80,000.00	0.00	0.00	0.00	0.00	0.00	0.00	0.00	0.00	0.00	0.00	0.00	80,000.00	0.00	0.00	
Repairs and Maintenance - Buildings and Other Structures					5021300000	3,110,000.00	3,110,000.00	(575,811.24)	2,534,188.76	48,194.51	0.00	2,181,063.76	31,125.00	79,319.51	43,194.51	48,194.51	0.00	0.00	0.00	2,564,869.25	0.00	0.00		
Repairs and Maintenance - Buildings and Other Structures					5021300000	3,110,000.00	3,110,000.00	(575,811.24)	2,534,188.76	48,194.51	0.00	2,181,063.76	31,125.00	79,319.51	43,194.51	48,194.51	0.00	0.00	0.00	2,564,869.25	0.00	0.00		
Repairs and Maintenance - Buildings and Other Structures					5021300000	3,110,000.00	3,110,000.00	(575,811.24)	2,534,188.76	48,194.51	0.00	2,181,063.76	31,125.00	79,319.51	43,194.51	48,194.51	0.00	0.00	0.00	2,564,869.25	0.00	0.00		
Buildings					5021304001	850,000.00	850,000.00	0.00	850,000.00	0.00	0.00	0.00	0.00	0.00	0.00	0.00	0.00	0.00	850,000.00	0.00	0.00			
Buildings					5021304001	850,000.00	850,000.00	0.00	850,000.00	0.00	0.00	0.00	0.00	0.00	0.00	0.00	0.00	0.00	0.00	850,000.00	0.00	0.00		
Hotels and Dormitories					5021304006	1,600,000.00	1,600,000.00	(511,936.24)	1,088,063.76	0.00	0.00	0.00	0.00	0.00	0.00	0.00	0.00	0.00	1,088,063.76	0.00	0.00			
Hotels and Dormitories					5021304006	1,600,000.00	1,600,000.00	(511,936.24)	1,088,063.76	0.00	0.00	0.00	0.00	0.00	0.00	0.00	0.00	0.00	0.00	1,088,063.76	0.00	0.00		
Hotels and Dormitories					5021304006	1,600,000.00	1,600,000.00	(511,936.24)	1,088,063.76	0.00	0.00	0.00	0.00	0.00	0.00	0.00	0.00	0.00	0.00	1,088,063.76	0.00	0.00		
Repairs and Maintenance - Machinery and Equipment					5021305000	20,000.00	20,000.0																	

Department : State Universities and Colleges (SUCs)
 Agency/Entity : Central Philippines State University
 Operating Unit : < not applicable >
 Organization Code (UACS) : 08 063 000000
 Fund Cluster : 06 - Business Related Funds

(e.g. UACS Fund Cluster: 05-Internally Generated Funds and 06-Business Related Funds)

Particulars	UACS CODE	Approved Budgeted Revenue	Approved Budget (Adjustments, Reductions, Appropriations)	Adjusted Revenue	Utilizations				Total	Disbursements				Total	Unutilized Budget	Balances	
					1st Quarter Ending March 31	2nd Quarter Ending June 30	3rd Quarter Ending September 30	4th Quarter Ending December 31		1st Quarter Ending March 31	2nd Quarter Ending June 30	3rd Quarter Ending September 30	4th Quarter Ending December 31			Total	Due and Demandable 17

SUMMARY

A. AGENCY SPECIFIC BUDGET

Information and Communications Technology	5021321003	25,000.00	0.00	25,000.00	0.00	0.00	0.00	0.00	0.00	0.00	0.00	0.00	0.00	25,000.00	0.00	0.00	0.00
Equipment	5021321004	30,000.00	0.00	30,000.00	0.00	0.00	0.00	0.00	0.00	0.00	0.00	0.00	0.00	30,000.00	0.00	0.00	0.00
Agricultural and Forestry Equipment	5021321009	15,000.00	0.00	15,000.00	0.00	0.00	0.00	0.00	0.00	0.00	0.00	0.00	0.00	15,000.00	0.00	0.00	0.00
Other Machinery and Equipment	5021322000	5,000.00	0.00	5,000.00	0.00	0.00	0.00	0.00	0.00	0.00	0.00	0.00	0.00	5,000.00	0.00	0.00	0.00
Repairs and Maintenance - Semi-Expendable	5021322000	5,000.00	0.00	5,000.00	0.00	0.00	0.00	0.00	0.00	0.00	0.00	0.00	0.00	5,000.00	0.00	0.00	0.00
Furniture and Fixtures	5021322001	5,000.00	0.00	5,000.00	0.00	0.00	0.00	0.00	0.00	0.00	0.00	0.00	0.00	5,000.00	0.00	0.00	0.00
Repairs and Maintenance - Other Property, Plant and Equipment	5021399000	100,000.00	(63,875.00)	36,125.00	5,000.00	0.00	31,125.00	0.00	5,000.00	5,000.00	0.00	36,125.00	0.00	36,125.00	0.00	0.00	0.00
Other Property, Plant and Equipment	5021399099	100,000.00	0.00	100,000.00	0.00	0.00	0.00	0.00	0.00	0.00	0.00	0.00	0.00	100,000.00	0.00	0.00	0.00
Taxes, Insurance Premiums and Other Fees	5021502000	5,000.00	0.00	5,000.00	0.00	0.00	0.00	0.00	0.00	0.00	0.00	0.00	0.00	5,000.00	0.00	0.00	0.00
Fidelity Bond Premiums	5021502000	5,000.00	0.00	5,000.00	0.00	0.00	0.00	0.00	0.00	0.00	0.00	0.00	0.00	5,000.00	0.00	0.00	0.00
Fidelity Bond Premiums	5021503000	0.00	0.00	0.00	0.00	0.00	0.00	0.00	0.00	0.00	0.00	0.00	0.00	0.00	0.00	0.00	0.00
Insurance Expenses	5021503000	0.00	0.00	0.00	0.00	0.00	0.00	0.00	0.00	0.00	0.00	0.00	0.00	0.00	0.00	0.00	0.00
Insurance Expenses	5021503000	0.00	0.00	0.00	0.00	0.00	0.00	0.00	0.00	0.00	0.00	0.00	0.00	0.00	0.00	0.00	0.00
Labor and Wages	5021600000	6,246,000.00	0.00	6,246,000.00	1,075,607.89	789,080.33	873,379.00	1,134,788.30	3,652,835.52	884,780.77	949,887.45	873,379.00	967,449.00	3,655,498.22	2,393,164.48	167,339.30	0.00
Labor and Wages	5021601000	6,246,000.00	0.00	6,246,000.00	1,075,607.89	789,080.33	873,379.00	1,134,788.30	3,652,835.52	884,780.77	949,887.45	873,379.00	967,449.00	3,655,498.22	2,393,164.48	167,339.30	0.00
Other Maintenance and Operating Expenses	5022900000	200,000.00	0.00	200,000.00	0.00	0.00	0.00	0.00	0.00	0.00	0.00	0.00	0.00	0.00	0.00	0.00	0.00
Representation Expenses	5022903000	50,000.00	0.00	50,000.00	0.00	0.00	0.00	0.00	0.00	0.00	0.00	0.00	0.00	50,000.00	0.00	0.00	0.00
Representation Expenses	5022903000	50,000.00	0.00	50,000.00	0.00	0.00	0.00	0.00	0.00	0.00	0.00	0.00	0.00	50,000.00	0.00	0.00	0.00
Transportation and Delivery Expenses	5022904000	50,000.00	0.00	50,000.00	0.00	0.00	0.00	0.00	0.00	0.00	0.00	0.00	0.00	50,000.00	0.00	0.00	0.00
Transportation and Delivery Expenses	5022904000	50,000.00	0.00	50,000.00	0.00	0.00	0.00	0.00	0.00	0.00	0.00	0.00	0.00	50,000.00	0.00	0.00	0.00
Other Maintenance and Operating Expenses	5022999000	100,000.00	(100,000.00)	0.00	0.00	0.00	0.00	0.00	0.00	0.00	0.00	0.00	0.00	0.00	0.00	0.00	0.00
Other Maintenance and Operating Expenses	5022999099	100,000.00	(100,000.00)	0.00	0.00	0.00	0.00	0.00	0.00	0.00	0.00	0.00	0.00	0.00	0.00	0.00	0.00
Capital Outlays		310,000.00	0.00	310,000.00	0.00	0.00	0.00	0.00	0.00	0.00	0.00	0.00	0.00	310,000.00	0.00	0.00	0.00
Property, Plant and Equipment Outlay	5060400000	310,000.00	0.00	310,000.00	0.00	0.00	0.00	0.00	0.00	0.00	0.00	0.00	0.00	310,000.00	0.00	0.00	0.00
Buildings and Other Structures	5060400000	0.00	0.00	0.00	0.00	0.00	0.00	0.00	0.00	0.00	0.00	0.00	0.00	0.00	0.00	0.00	0.00
Buildings	5060400001	0.00	0.00	0.00	0.00	0.00	0.00	0.00	0.00	0.00	0.00	0.00	0.00	0.00	0.00	0.00	0.00
Hostels and Dormitories	5060400008	0.00	0.00	0.00	0.00	0.00	0.00	0.00	0.00	0.00	0.00	0.00	0.00	0.00	0.00	0.00	0.00
Machinery and Equipment Outlay	5060405000	310,000.00	0.00	310,000.00	0.00	0.00	0.00	0.00	0.00	0.00	0.00	0.00	0.00	310,000.00	0.00	0.00	0.00
Information and Communications Technology	5060405003	60,000.00	0.00	60,000.00	0.00	0.00	0.00	0.00	0.00	0.00	0.00	0.00	0.00	60,000.00	0.00	0.00	0.00
Agricultural and Forestry Equipment	5060405004	100,000.00	0.00	100,000.00	0.00	0.00	0.00	0.00	0.00	0.00	0.00	0.00	0.00	100,000.00	0.00	0.00	0.00
Other Machinery and Equipment	5060405099	150,000.00	0.00	150,000.00	0.00	0.00	0.00	0.00	0.00	0.00	0.00	0.00	0.00	150,000.00	0.00	0.00	0.00
GRAND TOTAL		12,000,000.00	10,000,000.00	22,000,000.00	1,123,892.40	10,394,211.73	1,592,181.01	2,382,747.10	15,452,942.24	942,975.28	1,336,192.45	7,644,938.63	5,307,869.92	15,233,678.28	6,547,057.76	189,785.96	29,500.00

Certified Correct:

 SHEILA BANALON
 BUDGET OFFICER
 Date: January 28, 2025 01:24 PM

Certified Correct:

 ERFER BANALON
 CHIEF ACCOUNTANT
 Date: January 28, 2025 01:24 PM

Recommended by:

 MARC ALBERT CESAR BELASOTO BADAOS, PAE, PH, D
 VICE PRESIDENT FOR ADMINISTRATION AND FINANCE
 Date: January 28, 2025 01:56 PM

Approved by:

 ALDINO CLAYTON BADAOS, PH, D
 SUC PRESIDENT II
 Date: January 28, 2025 01:56 PM

SUMMARY OF APPROVED BUDGET, UTILIZATIONS, DISBURSEMENTS AND BALANCES BY OBJECT OF EXPENDITURES
(For Quarter Ending December 31, 2024)

Department : State Universities and Colleges (SUIC)
 Agency/Entity : Central Philippines State University
 Operating Unit : < not applicable >
 Organization Code (UACS) : 08 063 000000
 Fund Cluster : 05 - Internally Generated Funds
 (e.g. UACS Fund Cluster: 05-Internally Generated Funds and 06-Business Related Funds)

Particulars	UACS CODE	Approved Budget Revenue	Approved Budget Adjustments, Reductions, Modifications, Augmentations	Adjusted Budget Revenue	Utilizations				Total	Disbursements				Total	Unutilized Budget	Balances	
					1st Quarter Ending March 31	2nd Quarter Ending June 30	3rd Quarter Ending September 30	4th Quarter Ending December 31		1st Quarter Ending March 31	2nd Quarter Ending June 30	3rd Quarter Ending September 30	4th Quarter Ending December 31			15=(11+12+13+14)	16=(5-10)
SUMMARY																	
A.AGENCY SPECIFIC BUDGET																	
Personnel Services	5010200000	9,500,000.00	0.00	9,500,000.00	1,794,750.00	1,081,012.98	1,735,709.47	2,145,000.00	6,756,472.45	1,794,750.00	1,081,012.98	1,735,709.47	2,145,000.00	6,756,472.45	2,743,527.55	0.00	0.00
Other Compensation	5010200000	9,500,000.00	0.00	9,500,000.00	1,794,750.00	1,081,012.98	1,735,709.47	2,145,000.00	6,756,472.45	1,794,750.00	1,081,012.98	1,735,709.47	2,145,000.00	6,756,472.45	2,743,527.55	0.00	0.00
Honoraria	5010210000	9,500,000.00	(19,709.47)	9,480,290.53	1,794,750.00	1,081,012.98	1,735,709.47	2,145,000.00	6,736,762.98	1,794,750.00	1,081,012.98	1,735,709.47	2,145,000.00	6,736,762.98	2,743,527.55	0.00	0.00
Honoraria - Civilian	5010210001	9,500,000.00	(19,709.47)	9,480,290.53	1,794,750.00	1,081,012.98	1,735,709.47	2,145,000.00	6,736,762.98	1,794,750.00	1,081,012.98	1,735,709.47	2,145,000.00	6,736,762.98	2,743,527.55	0.00	0.00
Overtime and Night Pay	5010213000	0.00	0.00	0.00	0.00	0.00	0.00	0.00	0.00	0.00	0.00	0.00	0.00	0.00	0.00	0.00	0.00
Overtime Pay	5010213001	0.00	0.00	0.00	0.00	0.00	0.00	0.00	0.00	0.00	0.00	0.00	0.00	0.00	0.00	0.00	0.00
Maintenance and Other Operating Expenses	5020100000	246,180,000.00	0.00	246,180,000.00	37,776,766.78	49,866,633.70	57,168,197.21	85,101,880.14	229,913,477.83	27,792,275.03	43,867,017.04	57,505,719.36	75,146,523.78	204,311,535.21	18,266,522.17	10,919,025.24	14,682,917.28
Traveling Expenses - Local	5020101000	5,000,000.00	1,462,510.54	6,462,510.54	1,251,975.61	1,251,975.61	2,974,050.29	2,974,050.29	6,962,510.54	1,251,975.61	1,251,975.61	2,974,050.29	2,974,050.29	6,962,510.54	0.00	16,151.65	0.00
Traveling Expenses - Foreign	5020102000	5,000,000.00	261,266.65	5,261,266.65	451,566.29	1,251,975.61	1,779,869.83	1,777,854.92	5,261,266.65	445,066.29	1,215,024.61	1,753,311.33	1,822,695.42	5,236,107.65	0.00	25,159.00	0.00
Traveling Expenses - Foreign	5020102000	5,000,000.00	261,266.65	5,261,266.65	451,566.29	1,251,975.61	1,779,869.83	1,777,854.92	5,261,266.65	445,066.29	1,215,024.61	1,753,311.33	1,822,695.42	5,236,107.65	0.00	25,159.00	0.00
Training and Scholarship Expenses	5020200000	500,000.00	1,201,243.89	1,701,243.89	0.00	0.00	0.00	1,194,180.46	507,063.43	1,701,243.89	0.00	0.00	416,070.78	1,610,251.24	0.00	90,992.65	0.00
Training and Scholarship Expenses	5020200000	500,000.00	1,201,243.89	1,701,243.89	0.00	0.00	0.00	1,194,180.46	507,063.43	1,701,243.89	0.00	0.00	416,070.78	1,610,251.24	0.00	90,992.65	0.00
ICT Training Expenses	5020201001	250,000.00	(194,546.80)	55,453.20	0.00	0.00	0.00	55,453.20	55,453.20	0.00	0.00	0.00	55,453.20	0.00	0.00	0.00	0.00
ICT Training Expenses	5020201002	10,000,000.00	(841,528.94)	9,158,471.06	1,073,445.68	2,386,692.17	832,618.16	4,921,169.05	9,213,325.06	1,000,010.68	1,444,494.32	1,616,439.21	4,580,535.65	8,822,450.06	0.00	519,506.00	71,970.00
Scholarship Grants/Expenses	5020202000	1,000,000.00	(426,435.60)	573,564.40	119,130.00	223,655.00	160,455.00	52,905.00	556,145.00	119,130.00	188,655.00	195,455.00	49,305.00	552,545.00	17,419.40	3,600.00	0.00
Scholarship Grants/Expenses	5020202000	1,000,000.00	(426,435.60)	573,564.40	119,130.00	223,655.00	160,455.00	52,905.00	556,145.00	119,130.00	188,655.00	195,455.00	49,305.00	552,545.00	17,419.40	3,600.00	0.00
Supplies and Materials Expenses	5020300000	62,650,000.00	(4,538,538.71)	58,111,461.29	8,998,618.34	12,248,933.59	14,246,854.34	19,561,296.69	49,896,743.04	8,998,618.34	12,248,933.59	14,246,854.34	17,751,529.14	32,091,529.14	8,253,718.75	4,240,781.51	13,524,446.39
Office Supplies Expenses	5020301000	5,500,000.00	0.00	5,500,000.00	863,939.75	668,697.75	746,350.72	1,759,613.45	4,028,901.67	276,673.75	1,161,542.75	471,270.72	628,333.60	2,537,820.82	1,471,093.33	552,041.28	930,033.57
Office Supplies Expenses	5020301001	2,500,000.00	0.00	2,500,000.00	128,232.00	140,152.00	347,641.72	567,994.10	1,181,009.82	73,432.00	134,730.00	92,245.72	364,246.10	664,653.42	1,318,390.18	63,796.00	453,160.00
Office Supplies Expenses	5020301002	3,000,000.00	0.00	3,000,000.00	737,707.75	528,545.75	398,709.00	1,192,029.35	2,847,291.65	203,241.75	1,026,612.75	379,025.00	264,087.50	1,872,167.00	152,708.15	488,251.28	486,873.57
Accountable Forms Expenses	5020302000	2,000,000.00	(1,893,190.50)	106,809.50	24,000.00	0.00	0.00	0.00	24,000.00	24,000.00	0.00	0.00	0.00	24,000.00	82,895.50	0.00	0.00
Accountable Forms Expenses	5020302000	2,000,000.00	(1,893,190.50)	106,809.50	24,000.00	0.00	0.00	0.00	24,000.00	24,000.00	0.00	0.00	0.00	24,000.00	82,895.50	0.00	0.00
Animal/Veterinary Supplies Expenses	5020304000	2,500,000.00	(626,009.50)	1,873,990.50	102,950.00	389,687.50	713,965.00	528,604.00	1,734,906.50	76,650.00	141,520.00	812,472.50	233,074.00	1,935,916.50	138,184.00	157,735.00	313,155.00
Animal/Veterinary Supplies Expenses	5020304000	2,500,000.00	(626,009.50)	1,873,990.50	102,950.00	389,687.50	713,965.00	528,604.00	1,734,906.50	76,650.00	141,520.00	812,472.50	233,074.00	1,935,916.50	138,184.00	157,735.00	313,155.00
Drugs and Medicines Expenses	5020307000	600,000.00	(626,009.50)	73,990.50	405,615.10	1,095,615.10	221,120.00	97,630.00	1,005,615.10	0.00	1,438.25	127,747.35	232,041.50	361,227.10	392,156.00	252,232.00	392,156.00
Drugs and Medicines Expenses	5020307000	600,000.00	(626,009.50)	73,990.50	405,615.10	1,095,615.10	221,120.00	97,630.00	1,005,615.10	0.00	1,438.25	127,747.35	232,041.50	361,227.10	392,156.00	252,232.00	392,156.00
Medical Dental and Laboratory Supplies Expenses	5020308000	800,000.00	220,394.40	1,020,394.40	221,120.00	752,653.40	750.00	45,571.00	1,020,394.40	0.00	0.00	261,440.00	739,438.40	1,000,878.40	16,924.00	16,924.00	2,592.00
Medical Dental and Laboratory Supplies Expenses	5020308000	800,000.00	220,394.40	1,020,394.40	221,120.00	752,653.40	750.00	45,571.00	1,020,394.40	0.00	0.00	261,440.00	739,438.40	1,000,878.40	16,924.00	16,924.00	2,592.00
Fuel Oil and Lubricants Expenses	5020309000	4,000,000.00	0.00	4,000,000.00	160,260.59	479,668.07	825,706.50	1,068,391.11	2,533,926.27	160,260.59	433,181.59	805,961.27	1,124,138.05	2,523,141.50	1,466,073.73	10,784.77	0.00
Fuel Oil and Lubricants Expenses	5020309000	4,000,000.00	0.00	4,000,000.00	160,260.59	479,668.07	825,706.50	1,068,391.11	2,533,926.27	160,260.59	433,181.59	805,961.27	1,124,138.05	2,523,141.50	1,466,073.73	10,784.77	0.00
Agricultural and Marine Supplies Expenses	5020310000	300,000.00	0.00	300,000.00	3,500.00	800.00	0.00	0.00	4,300.00	3,500.00	0.00	0.00	0.00	4,300.00	295,700.00	0.00	0.00
Agricultural and Marine Supplies Expenses	5020310000	300,000.00	0.00	300,000.00	3,500.00	800.00	0.00	0.00	4,300.00	3,500.00	0.00	0.00	0.00	4,300.00	295,700.00	0.00	0.00
Semi-Expendable Machinery and Equipment	5020311000	19,950,000.00	3,718,080.94	23,668,080.94	3,223,052.00	2,483,277.40	4,951,216.50	9,118,335.20	19,785,881.10	709,585.00	1,019,250.00	5,898,624.40	4,168,437.50	11,795,666.90	3,882,198.84	1,596,279.00	6,053,965.20
Semi-Expendable Machinery and Equipment	5020311001	600,000.00	0.00	600,000.00	0.00	0.00	0.00	0.00	0.00	0.00	0.00	0.00	0.00	0.00	600,000.00	0.00	0.00
Information and Communications Technology	5020312002	3,000,000.00	6,730,076.20	9,730,076.20	215,000.00	1,728,895.00	634,913.00	2,644,268.20	3,673,076.20	0.00	19,655.00	461,256.00	1,023,624.00	1,594,764.00	83,110.00	2,095,202.20	0.00
Information and Communications Technology	5020312002	3,000,000.00	6,730,076.20	9,730,076.20	215,000.00	1,728,895.00	634,913.00	2,644,268.20	3,673,076.20	0.00	19,655.00	461,256.00	1,023,624.00	1,594,764.00	83,110.00	2,095,202.20	0.00
Agricultural and Forestry Equipment	5020321004	400,000.00	(400,000.00)	0.00	0.00	0.00	0.00	0.00	0.00	0.00	0.00	0.00	0.00	0.00	1,950,289.00	3,669,879.00	0.00
Agricultural and Forestry Equipment	5020321004	400,000.00	(400,000.00)	0.00	0.00	0.00	0.00	0.00	0.00	0.00	0.00	0.00	0.00	0.00	1,950,289.00	3,669,879.00	0.00
Marine and Fishery Equipment	5020321005	150,000.00	0.00	150,000.00	0.00	0.00	0.00	0.00	0.00	0.00	0.00	0.00	0.00	0.00	150,000.00	0.00	0.00
Marine and Fishery Equipment	5020321005	150,000.00	0.00	150,000.00	0.00	0.00	0.00	0.00	0.00	0.00	0.00	0.00	0.00	0.00	150,000.00	0.00	0.00
Communications Equipment	5020321007	450,000.00	(273,076.20)	176,923.80	14,895.00	100,170.00	59,000.00	0.00	174,065.00	14,895.00	6,140.00	94,030.00	59,000.00	174,065.00	2,858.80	0.00	0.00
Communications Equipment	5020321007	450,000.00	(273,076.20)	176,923.80	14,895.00	100,170.00	59,000.00	0.00	174,065.00	14,895.00	6,140.00	94,030.00	59,000.00	174,065.00	2,858.80	0.00	0.00
Disaster Response and Rescue Equipment	5020321008	300,000.00	(225,794.96)	74,205.04	0.00	18,700.00	0.00	0.00	18,700.00	0.00	0.00	0.00	0.00	18,700.00	55,595.04	0.00	0.00
Disaster Response and Rescue Equipment	5020321008	300,000.00	(225,794.96)	74,205.04</													

Department : State Universities and Colleges (SUCs)
 Agency/Entity : Central Philippines State University
 Operating Unit : < not applicable >
 Organization Code (UACS) : 08 063 000000
 Fund Cluster : 05 - Internally Generated Funds

(e.g. UACS Fund Cluster - 05-Internally Generated Funds and 06-Business Related Funds)

SUMMARY
 A AGENCY SPECIFIC BUDGET

Particulars	UACS CODE	Approved Budgeted Revenue	Adjustments (Reductions, Modifications, Appropriations)	Approved Budget				Utilizations				Disbursements				Unutilized Budget (10-15)	Balances	
				5=(3+4)	6	7	8	9	10=(6+7+8+9)	11	12	13	14	15=(11+12+13+14)	16=(5-10)		17	18
Books	502032302	10,000,000.00	0.00	10,000,000.00	3,431,147.00	1,993,972.25	1,874,664.50	1,763,962.00	9,083,345.75	0.00	630,188.25	2,889,274.75	2,199,866.25	5,689,069.25	916,654.25	0.00	3,947,276.50	
Other Supplies and Materials Expenses	502039900	10,000,000.00	(2,646,347.71)	7,353,652.29	453,019.00	602,390.45	2,617,889.37	3,680,653.47	7,353,652.29	94,290.00	202,235.45	1,756,932.72	3,078,724.00	5,132,200.17	0.00	0.00	1,650,804.12	
Other Supplies and Materials Expenses	502039900	10,000,000.00	(2,646,347.71)	7,353,652.29	453,019.00	602,390.45	2,617,889.37	3,680,653.47	7,353,652.29	94,290.00	202,235.45	1,756,932.72	3,078,724.00	5,132,200.17	0.00	0.00	1,650,804.12	
Utility Expenses	502040000	10,000,000.00	5,675,264.43	15,715,264.43	2,146,096.37	3,900,314.38	3,761,539.49	5,904,080.83	15,715,264.43	1,961,428.12	3,419,773.00	4,345,177.71	5,387,278.13	15,113,656.96	24,043.36	0.00	10,800.00	
Water Expenses	502041000	50,000.00	0.00	50,000.00	0.00	0.00	10,282.20	25,956.64	0.00	0.00	0.00	0.00	15,674.44	25,956.64	24,043.36	0.00	0.00	
Electricity Expenses	502042000	10,000,000.00	5,675,264.43	15,675,264.43	2,146,096.37	3,900,314.38	3,761,539.49	5,877,606.39	15,675,264.43	1,961,428.12	3,419,773.00	4,345,177.71	5,387,278.13	15,113,656.96	0.00	0.00	10,800.00	
Gas/heating Expenses	502043000	50,000.00	0.00	50,000.00	0.00	0.00	0.00	10,800.00	0.00	0.00	0.00	0.00	0.00	0.00	0.00	0.00	0.00	
Gas/heating Expenses	502043000	50,000.00	0.00	50,000.00	0.00	0.00	0.00	10,800.00	0.00	0.00	0.00	0.00	0.00	0.00	0.00	0.00	0.00	
Communication Expenses	502050000	10,255,000.00	(3,028,916.72)	7,226,083.28	1,973,686.61	1,453,058.73	1,292,153.29	2,159,950.70	6,878,404.33	1,973,686.61	1,435,399.73	1,244,074.64	1,858,863.35	6,512,024.33	347,678.95	0.00	366,380.00	
Postage and Courier Services	502051000	30,000.00	0.00	30,000.00	1,017.00	7,000.00	3,154.00	7,493.00	18,664.00	1,017.00	7,000.00	2,844.00	7,703.00	18,664.00	11,336.00	0.00	0.00	
Postage and Courier Services	502051000	30,000.00	0.00	30,000.00	1,017.00	7,000.00	3,154.00	7,493.00	18,664.00	1,017.00	7,000.00	2,844.00	7,703.00	18,664.00	11,336.00	0.00	0.00	
Telephone Expenses	502052000	200,000.00	0.00	200,000.00	4,986.00	17,705.00	6,770.89	2,989.00	32,472.89	4,986.00	13,593.00	10,882.89	1,499.00	30,972.89	167,527.11	1,500.00	0.00	
Telephone Expenses	502052000	200,000.00	0.00	200,000.00	4,986.00	17,705.00	6,770.89	2,989.00	32,472.89	4,986.00	13,593.00	10,882.89	1,499.00	30,972.89	167,527.11	1,500.00	0.00	
Mobile	502052001	200,000.00	0.00	200,000.00	4,986.00	17,705.00	6,770.89	2,989.00	32,472.89	4,986.00	13,593.00	10,882.89	1,499.00	30,972.89	167,527.11	1,500.00	0.00	
Mobile	502052001	200,000.00	0.00	200,000.00	4,986.00	17,705.00	6,770.89	2,989.00	32,472.89	4,986.00	13,593.00	10,882.89	1,499.00	30,972.89	167,527.11	1,500.00	0.00	
Internet Subscription Expenses	502053000	10,000,000.00	(3,028,916.72)	6,971,083.28	1,967,671.61	1,428,353.73	1,282,228.40	2,149,013.70	6,827,267.44	1,967,671.61	1,414,806.73	1,230,247.75	1,849,681.35	6,462,387.44	143,815.84	0.00	364,880.00	
Internet Subscription Expenses	502053000	10,000,000.00	(3,028,916.72)	6,971,083.28	1,967,671.61	1,428,353.73	1,282,228.40	2,149,013.70	6,827,267.44	1,967,671.61	1,414,806.73	1,230,247.75	1,849,681.35	6,462,387.44	143,815.84	0.00	364,880.00	
Cable, Satellite, Telegraph and Radio Expenses	502054000	25,000.00	0.00	25,000.00	0.00	0.00	0.00	0.00	0.00	0.00	0.00	0.00	0.00	0.00	25,000.00	0.00	0.00	
Cable, Satellite, Telegraph and Radio Expenses	502054000	25,000.00	0.00	25,000.00	0.00	0.00	0.00	0.00	0.00	0.00	0.00	0.00	0.00	0.00	25,000.00	0.00	0.00	
Awards/Retardments and Prizes	502060000	950,000.00	35,475.00	985,475.00	64,600.00	157,000.00	320,850.00	443,025.00	985,475.00	64,600.00	157,000.00	272,750.00	441,425.00	935,775.00	0.00	0.00	49,700.00	
Awards/Retardments and Prizes	502060000	950,000.00	35,475.00	985,475.00	64,600.00	157,000.00	320,850.00	443,025.00	985,475.00	64,600.00	157,000.00	272,750.00	441,425.00	935,775.00	0.00	0.00	49,700.00	
Awards/Retardments Expenses	502061000	150,000.00	7,000.00	157,000.00	0.00	157,000.00	0.00	0.00	157,000.00	0.00	157,000.00	0.00	0.00	157,000.00	0.00	0.00	0.00	
Awards/Retardments Expenses	502061000	150,000.00	7,000.00	157,000.00	0.00	157,000.00	0.00	0.00	157,000.00	0.00	157,000.00	0.00	0.00	157,000.00	0.00	0.00	0.00	
Awards/Retardments Expenses	502061001	100,000.00	(100,000.00)	0.00	0.00	0.00	0.00	0.00	0.00	0.00	0.00	0.00	0.00	0.00	0.00	0.00	0.00	
Awards/Retardments Expenses	502061002	50,000.00	0.00	50,000.00	0.00	157,000.00	0.00	0.00	157,000.00	0.00	157,000.00	0.00	0.00	157,000.00	0.00	0.00	0.00	
Prizes	502062000	800,000.00	26,475.00	826,475.00	64,600.00	0.00	320,850.00	443,025.00	826,475.00	64,600.00	0.00	272,750.00	441,425.00	778,775.00	0.00	0.00	0.00	
Prizes	502062000	800,000.00	26,475.00	826,475.00	64,600.00	0.00	320,850.00	443,025.00	826,475.00	64,600.00	0.00	272,750.00	441,425.00	778,775.00	0.00	0.00	0.00	
Prizes	502062000	800,000.00	26,475.00	826,475.00	64,600.00	0.00	320,850.00	443,025.00	826,475.00	64,600.00	0.00	272,750.00	441,425.00	778,775.00	0.00	0.00	0.00	
Prizes	502062000	800,000.00	26,475.00	826,475.00	64,600.00	0.00	320,850.00	443,025.00	826,475.00	64,600.00	0.00	272,750.00	441,425.00	778,775.00	0.00	0.00	0.00	
Survey, Research, Exploration and Development Expenses	502070000	2,200,000.00	(35,475.00)	2,164,525.00	85,000.00	146,000.00	73,651.00	746,499.92	1,051,150.92	85,000.00	146,000.00	65,716.00	488,626.04	785,342.04	1,113,374.08	29,830.00	235,978.88	
Survey, Research, Exploration and Development Expenses	502070000	2,200,000.00	(35,475.00)	2,164,525.00	85,000.00	146,000.00	73,651.00	746,499.92	1,051,150.92	85,000.00	146,000.00	65,716.00	488,626.04	785,342.04	1,113,374.08	29,830.00	235,978.88	
Research, Exploration and Development Expenses	502070201	200,000.00	0.00	200,000.00	0.00	0.00	0.00	0.00	0.00	0.00	0.00	0.00	0.00	0.00	0.00	0.00	0.00	
Research, Exploration and Development Expenses	502070202	2,000,000.00	(35,475.00)	1,964,525.00	85,000.00	146,000.00	73,651.00	746,499.92	1,051,150.92	85,000.00	146,000.00	65,716.00	488,626.04	785,342.04	1,113,374.08	29,830.00	235,978.88	
Professional Services	502110000	50,800,000.00	5,689,894.94	56,489,894.94	9,065,136.25	13,409,681.25	10,735,657.10	22,809,804.94	56,417,794.54	9,065,136.25	13,941,670.14	10,734,523.76	19,676,187.54	53,251,151.80	82,475.00	0.00	0.00	
Professional Services	502110000	50,800,000.00	5,689,894.94	56,489,894.94	9,065,136.25	13,409,681.25	10,735,657.10	22,809,804.94	56,417,794.54	9,065,136.25	13,941,670.14	10,734,523.76	19,676,187.54	53,251,151.80	82,475.00	0.00	0.00	
Legal Services	502110100	500,000.00	117,985.00	617,985.00	202,060.00	397,100.00	1,300.00	617,985.00	617,985.00	202,060.00	397,100.00	1,300.00	617,985.00	617,985.00	0.00	0.00	0.00	
Legal Services	502110100	500,000.00	117,985.00	617,985.00	202,060.00	397,100.00	1,300.00	617,985.00	617,985.00	202,060.00	397,100.00	1,300.00	617,985.00	617,985.00	0.00	0.00	0.00	
Legal Services	502110100	500,000.00	117,985.00	617,985.00	202,060.00	397,100.00	1,300.00	617,985.00	617,985.00	202,060.00	397,100.00	1,300.00	617,985.00	617,985.00	0.00	0.00	0.00	
Legal Services	502110100	500,000.00	117,985.00	617,985.00	202,060.00	397,100.00	1,300.00	617,985.00	617,985.00	202,060.00	397,100.00	1,300.00	617,985.00	617,985.00	0.00	0.00	0.00	
Consulting Services	502110300	100,000.00	(17,525.00)	82,475.00	0.00	0.00	0.00	0.00	0.00	0.00	0.00	0.00	0.00	82,475.00	0.00	0.00	0.00	
Consulting Services	502110300	100,000.00	(17,525.00)	82,475.00	0.00	0.00	0.00	0.00	0.00	0.00	0.00	0.00	0.00	82,475.00	0.00	0.00	0.00	
Other Professional Services	502119900	50,000,000.00	5,799,394.94	55,799,394.94	8,863,076.25	13,409,681.25	10,734,357.10	22,792,279.94	55,799,394.94	8,863,187.36	13,544,570.14	10,733,223.76	19,676,187.54	52,637,168.80	0.00	0.00	3,202,225.74	
Other Professional Services	502119900	50,000,000.00	5,799,394.94	55,799,394.94	8,863,076.25	13,409,681.25	10,734,357.10	22,792,279.94	55,799,394.94	8,863,187.36	13,544,570.14	10,733,223.76	19,676,187.54	52,637,168.80	0.00	0.00	3,202,225.74	
General Services	502120000	4,500,000.00	0.00	4,500,000.00	666,815.81	1,101,218.61	582,118.61	1,942,416.03	4,482,689.46	666,815.81	820,618.61	827,818.61	1,536,415.93	4,066,598.96	7,430.94	0.00	4,066,000.10	
General Services	502120000	4,500,000.00	0.00	4,500,000.00	666,815.81	1,101,218.61	582,118.61	1,942,416.03	4,482,689.46	666,815.81	820,618.61	827,818.61	1,536,415.93	4,066,598.96	7,430.94	0.00	4,0	

Department : State Universities and Colleges (SUCA)
 Agency/Entity : Central Philippines State University
 Operating Unit : < not applicable >
 Organization Code (UACS) : 08 063 0000000

Fund Cluster : 05 - Internally Generated Funds
 (e.g. UACS Fund Cluster: 05-Internally Generated Funds and its-Business Related Funds)

SUMMARY	Particulars	UACS CODE	Approved Budgeted Revenue	Adjustments (Reductions, Modifications, Appropriations)	Adjusted Budgeted Revenue	Utilizations				Total	Disbursements				Total	Unutilized Budget	Balances	
						1st Quarter Ending March 31	2nd Quarter Ending June 30	3rd Quarter Ending September 30	4th Quarter Ending December 31		1st Quarter Ending March 31	2nd Quarter Ending June 30	3rd Quarter Ending September 30	4th Quarter Ending December 31			15=(1+12+13+14)	16=(5-10)

	Marine and Fishery Equipment	5021305005	50,000.00	(50,000.00)	0.00	0.00	0.00	0.00	0.00	0.00	0.00	0.00	0.00	0.00	0.00	0.00	0.00	0.00	0.00
	Communication Equipment	5021305007	25,000.00	(25,000.00)	0.00	0.00	0.00	0.00	0.00	0.00	0.00	0.00	0.00	0.00	0.00	0.00	0.00	0.00	0.00
	Disaster Response and Rescue Equipment	5021305009	20,000.00	0.00	20,000.00	0.00	0.00	0.00	0.00	0.00	0.00	0.00	0.00	0.00	0.00	0.00	0.00	0.00	0.00
	Military, Police and Security Equipment	5021305010	50,000.00	(4,507.66)	45,492.34	0.00	0.00	0.00	0.00	0.00	0.00	0.00	0.00	0.00	0.00	0.00	0.00	0.00	0.00
	Medical Equipment	5021305011	15,000.00	0.00	15,000.00	0.00	0.00	0.00	0.00	0.00	0.00	0.00	0.00	0.00	0.00	0.00	0.00	0.00	0.00
	Sports Equipment	5021305013	20,000.00	0.00	20,000.00	0.00	0.00	0.00	0.00	0.00	0.00	0.00	0.00	0.00	0.00	0.00	0.00	0.00	0.00
	Technical and Scientific Equipment	5021305014	50,000.00	0.00	50,000.00	0.00	0.00	0.00	0.00	0.00	0.00	0.00	0.00	0.00	0.00	0.00	0.00	0.00	0.00
	Other Machinery and Equipment	5021305019	100,000.00	225,399.36	325,399.36	6,800.00	306,599.36	12,000.00	318,599.36	313,399.36	325,399.36	0.00	325,399.36	0.00	0.00	0.00	0.00	0.00	0.00
	Repairs and Maintenance - Transportation	5021306000	2,500,000.00	(1,323,003.00)	1,176,997.00	87,890.00	250,690.00	415,697.00	422,720.00	1,176,997.00	45,000.00	523,477.00	173,940.00	901,557.00	0.00	256,130.00	16,330.00	0.00	0.00
	Motor Vehicles	5021306001	2,500,000.00	(1,323,003.00)	1,176,997.00	87,890.00	250,690.00	415,697.00	422,720.00	1,176,997.00	45,000.00	523,477.00	173,940.00	901,557.00	0.00	256,130.00	16,330.00	0.00	0.00
	Repairs and Maintenance - Semi-Expendable Machinery and Equipment	5021310000	380,000.00	(190,996.28)	189,003.72	0.00	0.00	2,900.00	62,450.00	65,350.00	0.00	0.00	35,350.00	35,350.00	123,653.72	0.00	30,000.00	0.00	0.00
	Machinery	5021310001	20,000.00	0.00	20,000.00	0.00	0.00	0.00	0.00	0.00	0.00	0.00	0.00	0.00	0.00	0.00	0.00	0.00	0.00
	Information and Communications Technology Equipment	5021310002	25,000.00	0.00	25,000.00	0.00	0.00	0.00	0.00	0.00	0.00	0.00	0.00	0.00	0.00	0.00	0.00	0.00	0.00
	Information and Communications Technology Equipment	5021310003	50,000.00	0.00	50,000.00	0.00	0.00	2,900.00	32,450.00	35,350.00	0.00	0.00	35,350.00	35,350.00	25,000.00	0.00	0.00	0.00	0.00
	Agricultural and Forestry Equipment	5021310004	20,000.00	0.00	20,000.00	0.00	0.00	0.00	0.00	0.00	0.00	0.00	0.00	0.00	0.00	0.00	0.00	0.00	0.00
	Marine and Fishery Equipment	5021310005	10,000.00	0.00	10,000.00	0.00	0.00	0.00	0.00	0.00	0.00	0.00	0.00	0.00	0.00	0.00	0.00	0.00	0.00
	Communications Equipment	5021310007	10,000.00	0.00	10,000.00	0.00	0.00	0.00	0.00	0.00	0.00	0.00	0.00	0.00	0.00	0.00	0.00	0.00	0.00
	Disaster Response and Rescue Equipment	5021310008	10,000.00	0.00	10,000.00	0.00	0.00	0.00	0.00	0.00	0.00	0.00	0.00	0.00	0.00	0.00	0.00	0.00	0.00
	Military Police and Security Equipment	5021310009	25,000.00	(10,996.28)	14,003.72	0.00	0.00	0.00	0.00	0.00	0.00	0.00	0.00	0.00	0.00	0.00	0.00	0.00	0.00
	Medical Equipment	5021310010	10,000.00	0.00	10,000.00	0.00	0.00	0.00	0.00	0.00	0.00	0.00	0.00	0.00	0.00	0.00	0.00	0.00	0.00
	Sports Equipment	5021310012	50,000.00	(50,000.00)	0.00	0.00	0.00	0.00	0.00	0.00	0.00	0.00	0.00	0.00	0.00	0.00	0.00	0.00	0.00
	Technical and Scientific Equipment	5021310013	50,000.00	(50,000.00)	0.00	0.00	0.00	0.00	0.00	0.00	0.00	0.00	0.00	0.00	0.00	0.00	0.00	0.00	0.00
	Other Machinery and Equipment	5021310019	100,000.00	(100,000.00)	0.00	0.00	0.00	0.00	0.00	0.00	0.00	0.00	0.00	0.00	0.00	0.00	0.00	0.00	0.00
	Repairs and Maintenance - Semi-Expendable Furniture, Fixtures and Books	5021320000	215,000.00	(111,149.82)	103,850.18	103,850.18	103,850.18	0.00	0.00	103,850.18	80,000.18	23,850.00	103,850.18	103,850.18	0.00	0.00	0.00	0.00	0.00
	Furniture and Fixtures	5021320001	215,000.00	(111,149.82)	103,850.18	103,850.18	103,850.18	0.00	0.00	103,850.18	80,000.18	23,850.00	103,850.18	103,850.18	0.00	0.00	0.00	0.00	0.00
	Repairs and Maintenance - Other Property, Plant and Equipment	5021390000	1,000,000.00	1,781,660.48	2,781,660.48	168,808.20	770,730.00	703,127.48	1,138,998.80	2,781,660.48	13,809.20	354,325.00	1,529,448.28	2,771,660.48	0.00	10,000.00	0.00	0.00	0.00
	Other Property, Plant and Equipment	5021390009	1,000,000.00	1,781,660.48	2,781,660.48	168,808.20	770,730.00	703,127.48	1,138,998.80	2,781,660.48	13,809.20	354,325.00	1,529,448.28	2,771,660.48	0.00	10,000.00	0.00	0.00	0.00
	Taxes, Insurance Premiums and Other Fees	5021500000	1,625,000.00	(305,433.59)	1,319,566.41	509,343.62	9,174.65	445,698.84	354,548.30	1,319,566.41	118,354.01	874,077.00	425,388.04	2,090,000.00	0.00	348,999.30	0.00	0.00	0.00
	Taxes, Duties and Licenses	5021501000	1,000,000.00	(43,639.22)	956,360.78	550.00	5,422.00	44,838.78	5,550.00	956,360.78	8,026,660.79	24,328.78	28,090.00	970,567.11	0.00	557,690.77	0.00	0.00	0.00
	Taxes, Duties and Licenses	5021501001	1,000,000.00	(43,639.22)	956,360.78	550.00	5,422.00	44,838.78	5,550.00	956,360.78	8,026,660.79	24,328.78	28,090.00	970,567.11	0.00	557,690.77	0.00	0.00	0.00
	Fidelity Bond Premiums	5021502000	25,000.00	(25,000.00)	0.00	0.00	0.00	0.00	0.00	0.00	0.00	0.00	0.00	0.00	0.00	0.00	0.00	0.00	0.00
	Fidelity Bond Premiums	5021502000	25,000.00	(25,000.00)	0.00	0.00	0.00	0.00	0.00	0.00	0.00	0.00	0.00	0.00	0.00	0.00	0.00	0.00	0.00
	Insurance Expenses	5021503000	1,500,000.00	(236,794.37)	1,263,205.63	509,393.62	3,752.65	401,090.06	348,999.30	1,263,205.63	118,354.01	394,792.26	401,090.06	1,529,448.28	0.00	348,999.30	0.00	0.00	0.00
	Insurance Expenses	5021503000	1,500,000.00	(236,794.37)	1,263,205.63	509,393.62	3,752.65	401,090.06	348,999.30	1,263,205.63	118,354.01	394,792.26	401,090.06	1,529,448.28	0.00	348,999.30	0.00	0.00	0.00
	Labor and Wages	5021600000	40,000,000.00	1,875,866.87	41,875,866.87	8,041,960.79	10,415,635.09	10,463,892.42	12,924,371.57	41,875,866.87	8,026,660.79	10,245,100.09	12,398,098.80	41,318,175.10	0.00	557,690.77	0.00	0.00	0.00
	Labor and Wages	5021601000	40,000,000.00	1,875,866.87	41,875,866.87	8,041,960.79	10,415,635.09	10,463,892.42	12,924,371.57	41,875,866.87	8,026,660.79	10,245,100.09	12,398,098.80	41,318,175.10	0.00	557,690.77	0.00	0.00	0.00
	Labor and Wages	5021601000	40,000,000.00	1,875,866.87	41,875,866.87	8,041,960.79	10,415,635.09	10,463,892.42	12,924,371.57	41,875,866.87	8,026,660.79	10,245,100.09	12,398,098.80	41,318,175.10	0.00	557,690.77	0.00	0.00	0.00
	Other Maintenance and Operating Expenses	5029000000	14,575,000.00	3,983,763.03	18,558,763.03	1,501,328.13	1,934,329.40	7,738,500.40	7,384,604.10	18,558,763.03	1,399,229.13	1,107,654.40	8,910,887.10	17,864,076.03	0.00	606,437.00	88,250.00	0.00	0.00
	Other Maintenance and Operating Expenses	5029001000	50,000.00	(44,816.01)	5,184.00	0.00	5,184.00	0.00	0.00	5,184.00	0.00	0.00	0.00	5,184.00	0.00	0.00	0.00	0.00	0.00
	Advertising Expenses	5029901000	50,000.00	(44,816.01)	5,184.00	0.00	5,184.00	0.00	0.00	5,184.00	0.00	0.00	0.00	5,184.00	0.00	0.00	0.00	0.00	0.00
	Printing and Publication Expenses	5029902000	1,200,000.00	(1,107,150.01)	92,850.00	49,600.00	0.00	0.00	43,250.00	92,850.00	0.00	0.00	49,600.00	48,600.00	0.00	43,250.00	0.00	0.00	0.00
	Printing and Publication Expenses	5029902000	1,200,000.00	(1,107,150.01)	92,850.00	49,600.00	0.00	0.00	43,250.00	92,850.00	0.00	0.00	49,600.00	48,600.00	0.00	43,250.00	0.00	0.00	0.00
	Representation Expenses	5029903000	8,000,000.00	1,893,190.50	9,893,190.50	977,228.00	982,307.00	5,404,906.00	2,556,748.50	9,893,190.50	924,728.00	5,068,294.00	2,863,887.50	9,571,253.50	0.00	321,337.00	0.00	0.00	0.00
	Representation Expenses	5029903000	8,000,000.00	1,893,190.50	9,893,190.50	977,228.00	982,307.00	5,404,906.00	2,556,748.50	9,893,190.50	924,728.00	5,068,294.00	2,863,887.50	9,571,253.50	0.00	321,337.00	0.00	0.00	0.00
	Transportation and Delivery Expenses	5029904000	250,000.00	(172,220.01)	77,780.00	77,470.00	0.00	0.00	310.00	77,780.00	77,470.00	0.00	310.00	77,780.00	0.00	0.00	0.00	0.00	0.00
	Transportation and Delivery Expenses	5029904000	250,000.00	(172,220.01)	77,780.00	77,470.00	0.00	0.00	310.00	77,780.00	77,470.00	0.00	310.00	77,780.00	0.00	0.00	0.00	0.00	0.00
	Rent, Lease Expenses	5029905000	1,200,000.00	620,700.00	1,820,700.00	25,000.00	0												

(e.g. UACS Fund Cluster: 05-Internally Generated Funds and 06-Business Related Funds)


Particulars	UACS CODE	Approved Budgeted Revenue	Adjustments (Reductions/Augmentations)	Adjusted Budgeted Revenue	Utilizations				Total	Disbursements				Total	Utilized Budget (5-10)	Balances	
					1st Quarter Ending March 31	2nd Quarter Ending June 30	3rd Quarter Ending September 30	4th Quarter Ending December 31		1st Quarter Ending March 31	2nd Quarter Ending June 30	3rd Quarter Ending September 30	4th Quarter Ending December 31			(10-11)+(12-13)+(14)	Unpaid Obligations (10-11)+(17-18)
SUMMARY																	
A AGENCY SPECIFIC BUDGET																	
ICT Software Subscription	5029907001	2,000,000.00	459,823.00	2,459,823.00	0.00	765,728.00	1,694,095.00	0.00	2,459,823.00	0.00	765,728.00	1,694,095.00	2,459,823.00	0.00	0.00	0.00	0.00
Library and Other Reading Materials Subscription	5029907004	1,000,000.00	(1,000,000.00)	0.00	0.00	0.00	0.00	0.00	0.00	0.00	0.00	0.00	0.00	0.00	0.00	0.00	0.00
Other Subscription Expenses	5029907099	100,000.00	3,748,657.53	3,848,657.53	143,446.13	37,958.40	19,958.40	3,647,294.60	3,848,657.53	143,446.13	37,958.40	3,647,294.60	3,848,657.53	0.00	0.00	0.00	0.00
Bank Transaction Fee	5029922000	15,000.00	(14,900.00)	100.00	0.00	0.00	100.00	0.00	100.00	0.00	0.00	0.00	100.00	0.00	0.00	0.00	0.00
Bank Transaction Fee	5029922000	15,000.00	(14,900.00)	100.00	0.00	0.00	100.00	0.00	100.00	0.00	0.00	0.00	100.00	0.00	0.00	0.00	0.00
Other Maintenance and Operating Expenses	5029999000	460,000.00	(456,140.00)	3,860.00	0.00	0.00	3,860.00	0.00	3,860.00	0.00	0.00	0.00	3,860.00	0.00	0.00	0.00	0.00
Other Maintenance and Operating Expenses	5029999099	460,000.00	(456,140.00)	3,860.00	0.00	0.00	3,860.00	0.00	3,860.00	0.00	0.00	0.00	3,860.00	0.00	0.00	0.00	0.00
Capital Outlays	5060400000	223,300,000.00	0.00	223,300,000.00	12,280,498.84	34,647,802.12	13,747,007.56	53,411,577.20	114,286,886.72	9,182,839.84	29,015,142.69	10,977,503.13	62,459,501.36	111,634,897.02	109,013,113.28	732,900.00	1,918,999.70
Property, Plant and Equipment Outlay	5060400000	223,300,000.00	0.00	223,300,000.00	12,280,498.84	34,647,802.12	13,747,007.56	53,411,577.20	114,286,886.72	9,182,839.84	29,015,142.69	10,977,503.13	62,459,501.36	111,634,897.02	107,513,113.28	732,900.00	1,918,999.70
Land Outlay	5060401000	10,000,000.00	0.00	10,000,000.00	49,000.00	65,000.00	450,000.00	0.00	564,000.00	49,000.00	0.00	0.00	0.00	49,000.00	9,436,000.00	0.00	515,000.00
Land	5060401001	10,000,000.00	0.00	10,000,000.00	49,000.00	65,000.00	450,000.00	0.00	564,000.00	49,000.00	0.00	0.00	0.00	49,000.00	9,436,000.00	0.00	515,000.00
Land Improvements Outlay	5060402000	2,600,000.00	0.00	2,600,000.00	74,479.75	0.00	1,266,205.65	0.00	1,453,970.40	74,479.75	0.00	0.00	0.00	1,453,970.40	1,146,028.60	0.00	0.00
Acaduculture Structures	5060402001	100,000.00	0.00	100,000.00	42,227.50	0.00	0.00	0.00	42,227.50	42,227.50	0.00	0.00	0.00	42,227.50	57,772.50	0.00	0.00
Other Land Improvements	5060402099	2,500,000.00	0.00	2,500,000.00	32,252.25	0.00	1,266,205.65	0.00	1,411,742.90	32,252.25	0.00	0.00	0.00	1,411,742.90	1,088,257.10	0.00	0.00
Buildings and Other Structures	5060404000	165,000,000.00	0.00	165,000,000.00	9,177,620.38	29,288,605.02	8,018,514.03	46,515,001.80	92,999,801.23	8,980,370.38	26,696,428.59	3,422,162.25	53,670,161.01	92,771,222.23	72,000,198.77	0.00	222,679.00
Buildings	5060404001	50,000,000.00	(17,728,325.77)	32,271,674.23	99,495.27	6,533,374.44	5,927,042.06	4,001,466.22	16,561,340.99	99,495.27	6,501,118.88	2,622,331.56	7,188,895.28	16,411,840.99	15,709,333.24	0.00	149,500.00
School Buildings	5060404002	85,000,000.00	(19,995,099.89)	65,004,900.11	683,330.31	1,872,756.50	1,372,737.96	24,784,209.81	28,774,034.58	683,330.31	981,565.70	799,830.69	26,176,108.98	26,640,555.58	36,290,855.53	0.00	73,179.00
Hotels and Dormitories	5060404006	20,000,000.00	0.00	20,000,000.00	0.00	0.00	0.00	0.00	0.00	0.00	0.00	0.00	0.00	0.00	20,000,000.00	0.00	0.00
Other Structures	5060404099	10,000,000.00	37,724,425.66	47,724,425.66	8,394,784.80	20,881,511.08	716,794.01	17,728,325.77	47,724,425.66	8,205,544.80	18,219,724.61	4,631,427.00	20,305,156.85	47,724,425.66	0.00	0.00	0.00
Machinery and Equipment Outlay	5060405000	26,400,000.00	(3,951,658.99)	22,448,341.01	2,356,650.00	2,002,069.40	2,956,149.00	2,694,472.70	9,019,341.10	0.00	416,941.40	4,631,427.00	2,096,752.00	7,105,120.00	13,428,999.91	732,900.00	1,161,320.70
Machinery	5060405001	2,000,000.00	0.00	2,000,000.00	0.00	0.00	0.00	0.00	0.00	0.00	0.00	0.00	0.00	0.00	2,000,000.00	0.00	0.00
Office Equipment	5060405002	5,000,000.00	0.00	5,000,000.00	133,500.90	470,610.00	50,600.00	207,872.70	862,582.70	0.00	154,400.00	500,310.00	83,374.00	738,084.00	4,137,417.30	52,500.00	71,598.70
Information and Communication Technology Equipment	5060405003	10,000,000.00	0.00	10,000,000.00	2,713,150.00	1,340,209.40	710,549.00	2,000,078.00	6,223,986.40	0.00	134,781.40	3,617,617.00	868,378.00	4,830,786.40	3,776,013.60	680,400.00	712,800.00
Agricultural and Forestry Equipment	5060405004	2,000,000.00	0.00	2,000,000.00	0.00	0.00	1,090,000.00	0.00	1,090,000.00	0.00	0.00	0.00	1,090,000.00	910,000.00	0.00	0.00	0.00
Marine and Fishery Equipment	5060405005	150,000.00	0.00	150,000.00	0.00	0.00	0.00	0.00	0.00	0.00	0.00	0.00	0.00	150,000.00	0.00	0.00	0.00
Communication Equipment	5060405007	150,000.00	0.00	150,000.00	0.00	0.00	0.00	0.00	0.00	0.00	0.00	0.00	0.00	0.00	150,000.00	0.00	0.00
Military, Police and Security Equipment	5060405010	2,500,000.00	(2,500,000.00)	0.00	0.00	0.00	0.00	0.00	0.00	0.00	0.00	0.00	0.00	0.00	0.00	0.00	0.00
Medical Equipment	5060405011	500,000.00	0.00	500,000.00	50,000.00	0.00	0.00	148,022.00	196,022.00	0.00	0.00	0.00	0.00	50,000.00	301,978.00	0.00	148,022.00
Sports Equipment	5060405013	100,000.00	0.00	100,000.00	0.00	0.00	0.00	0.00	0.00	0.00	0.00	0.00	0.00	0.00	100,000.00	0.00	0.00
Technical and Scientific Equipment	5060405014	2,500,000.00	(1,451,658.99)	1,048,341.01	0.00	0.00	0.00	0.00	0.00	0.00	0.00	0.00	0.00	0.00	467,091.01	0.00	248,500.00
Other Machinery and Equipment	5060405099	1,500,000.00	0.00	1,500,000.00	0.00	63,500.00	0.00	0.00	63,500.00	0.00	0.00	0.00	0.00	63,500.00	1,436,500.00	0.00	0.00
Transportation Equipment Outlay	5060406000	10,200,000.00	0.00	10,200,000.00	0.00	0.00	0.00	0.00	0.00	0.00	0.00	0.00	0.00	0.00	10,200,000.00	0.00	0.00
Motor Vehicles	5060406001	10,200,000.00	0.00	10,200,000.00	0.00	0.00	0.00	0.00	0.00	0.00	0.00	0.00	0.00	0.00	10,200,000.00	0.00	0.00
Other Transportation Equipment	5060406099	200,000.00	0.00	200,000.00	0.00	0.00	0.00	0.00	0.00	0.00	0.00	0.00	0.00	200,000.00	0.00	0.00	0.00
Furniture, Fixtures and Books Outlay	5060407000	1,500,000.00	0.00	1,500,000.00	0.00	298,115.00	0.00	0.00	298,115.00	0.00	0.00	0.00	0.00	298,115.00	1,201,885.00	0.00	0.00
Furniture and Fixtures	5060407001	1,500,000.00	0.00	1,500,000.00	0.00	298,115.00	0.00	0.00	298,115.00	0.00	0.00	0.00	0.00	298,115.00	1,201,885.00	0.00	0.00
Other Property, Plant and Equipment Outlay	5060409000	6,100,000.00	3,951,658.99	10,051,658.99	622,749.71	3,194,012.70	1,956,078.88	4,178,817.70	9,951,658.99	70,989.71	1,805,772.70	2,462,911.63	5,611,984.75	9,951,658.99	100,000.00	0.00	0.00
Work/Zero Assets	5060409001	100,000.00	0.00	100,000.00	0.00	0.00	0.00	0.00	0.00	0.00	0.00	0.00	0.00	0.00	100,000.00	0.00	0.00
Other Property, Plant and Equipment	5060409099	6,000,000.00	3,951,658.99	9,851,658.99	622,749.71	3,194,012.70	1,956,078.88	4,178,817.70	9,951,658.99	70,989.71	1,805,772.70	2,462,911.63	5,611,984.75	9,851,658.99	0.00	0.00	0.00
Intangible Assets Outlay	5060600000	1,500,000.00	0.00	1,500,000.00	0.00	0.00	0.00	0.00	0.00	0.00	0.00	0.00	0.00	0.00	1,500,000.00	0.00	0.00
Computer Software	5060602000	1,500,000.00	0.00	1,500,000.00	0.00	0.00	0.00	0.00	0.00	0.00	0.00	0.00	0.00	0.00	1,500,000.00	0.00	0.00
Computer Software	5060602000	1,500,000.00	0.00	1,500,000.00	0.00	0.00	0.00	0.00	0.00	0.00	0.00	0.00	0.00	0.00	1,500,000.00	0.00	0.00
GRAND TOTAL		478,980,000.00	0.00	478,980,000.00	51,852,016.62	85,795,448.80	72,650,914.24	140,658,457.34	350,956,837.00	38,769,864.87	73,963,172.71	70,218,931.96	139,751,025.14	322,702,994.68	128,023,163.00	11,651,925.24	16,601,917.08

Certified Correct:
 SHILOU B. BAYAN
 BUDGET OFFICER
 Date: January 28, 2025 01:24 PM

Certified Correct:
 ERRA BAYAN CRISO CERONZO CPA
 CHIEF ACCOUNTANT
 Date: January 28, 2025 01:24 PM


Recommended Approval By:
 MARC ALFAR CASAR BELSOTO BADAOS PAE, PH.D
 VICE PRESIDENT FOR ADMINISTRATION AND FINANCE
 Date:


Approved By:
 ALONJO OLCON MORA, PH.D
 SUC PRESIDENT III
 Date: January 28, 2025 01:56 PM

Certified Correct

SUSAN S. JONES
BILL SET OFFICER
Date: January 28, 2025 01:24 PM

Certified Correct

EREA BAWAGI
DINO GETONZO, CPA
CHIEF ACCOUNTANT
Date: January 28, 2025 01:24 PM

Recommended Approval By:

MARC A. ESLER, ESQ.
VICE PRESIDENT FOR ADMINISTRATION AND FINANCE
Date:

Approved By

ALVARO QUIROZ
SUC PRESIDENT II
Date: January 28, 2025 01:56 PM